

UCSB

Men's Soccer



RECORD BOOK

UPDATED August 2016



YEAR-BY-YEAR RESULTS

Year	Record	Home	Road/Neutral	Conference	
2015	14-7-2	9-2-1	5-6	7-2-1	Big West
2014	10-7-3	7-2-2	3-4-1	6-2-2	Big West
2013	12-6-3	7-5-1	5-1-2	7-0-3	Big West
2012	10-6-3	4-4-1	6-2-2	4-5-1	Big West
2011	15-7-1	10-2-1	5-5-0	6-4	Big West
2010	14-5-3	10-1-1	4-4-2	7-2-1	Big West
2009	17-5-2	10-2-0	7-3-2	8-1-1	Big West
2008	10-7-5	4-4-3	6-3-2	5-2-3	Big West
2007	13-4-4	7-1-3	6-3-1	9-1-2	Big West
2006	17-7-1	11-2-0	6-5-1	7-3-0	Big West
2005	13-5-3	7-1-2	6-4-1	7-1-2	Big West
2004	21-2-2	10-1-0	11-1-2	8-2-0	Big West
2003	16-5-1	9-2-0	7-3-1	7-3-0	Big West
2002	18-3-1	10-0-0	8-3-1	9-0-1	Big West
2001	11-5-3	7-2-3	4-3-0	7-2-1	Big West
2000	8-10-1	3-5-1	5-5-0	2-4-1	MPSF
1999	13-7-0	5-2-0	8-5-0	4-3-0	MPSF
1998	2-17-1	1-10-1	1-7-0	0-8-1	MPSF
1997	4-14-1	1-5-0	3-9-1	1-4-0	MPSF
1996	4-12-2	3-4-1	1-8-1	1-4-0	MPSF
1995	12-6-1	6-1-0	6-5-1	4-3-0	MPSF
1994	9-10-1	7-1-0	2-9-1	4-2-1	MPSF
1993	6-11-0	4-6-0	2-5-0	1-6-0	MPSF
1992	3-14-0	2-6-0	1-8-0	0-8-0	MPSF
1991	4-13-2	3-4-2	1-9-0	3-6-1	Big West
1990	11-7-0	8-1-0	3-6-0	7-3-0	Big West
1989	8-9-1	5-3-1	3-6-0	6-4-0	Big West
1988	13-5-0	8-1-0	5-4-0	7-3-0	Big West
1987	9-9-4	7-3-3	2-6-1	4-4-2	Big West
1986	8-11-3	3-6-3	5-5-0	1-4-0	Big West
1985	8-12-1	6-3-0	2-9-1	3-2-1	Big West
1984	9-7-4	3-5-3	6-2-1	2-1-0	Big West
1983	13-3-3	5-0-2	8-3-1	2-0-1	Big West
1982	16-2-4	9-1-2	7-1-2		
1981	11-6-1	7-1-1	4-5-0		
1980	8-9-2	3-6-1	5-3-1		
1979	7-8-3	4-1-2	3-7-1		
1978	16-3-0	10-3-0	6-0-0		
1977	8-9-1	4-4-0	4-5-1		
1976	10-6-3	5-4-1	5-2-2		
1975	8-8-1	3-4-1	5-4-0		
1974	5-6-4	4-3-4	1-3-0		
1973	5-9-2	3-3-0	2-6-2		
1972	4-4-1	3-2-0	1-2-1		
1971	9-2-0	3-0-0	6-2-0		
1970	4-4-2	4-2-0	0-2-2		
1969	6-3-2	3-2-0	3-3-2		
1968	6-2-2	4-0-0	2-2-2		
1967	3-5-0	3-1-0	0-4-0		
1966	4-5-0	2-2-0	2-3-0	Conference	Big West
Totals	485-349-90	276-135-47	207-216-42	156-99-26	139-57-23
	(.574)	(.654)	(.490)	(.601)	(.687)

ALL-TIME COACHING RECORDS

Coach	Years	Record
Zoltan von Smogyi	1966-71	32-21-6 (.593)
Sandy Guess	1972-73	9-13-3 (.420)
Guess/Reeves	1974	5-6-4 (.467)
Alan Meeder	1975-78	42-26-5 (.610)
John Purcell	1979-80	15-17-5 (.473)
Andy Kuenzli	1981-89	95-64-21 (.586)
Cliff Draeger	1990-91	15-20-2 (.432)
Mark Arya	1992-1998	40-84-6 (.331)
Tim Vom Steeg	1999-present	232-98-38 (.682)
Totals	50 seasons	485-349-90

TOP-10 HOME ATTENDANCES

	Date	Opponent	Attendance
1.	Sept. 24, 2010	UCLA	15,896
2.	Oct. 24, 2015	Cal Poly	14,919
3.	Oct. 25, 2014	Cal Poly	14,345
4.	Nov. 4, 2011	Cal Poly	13,822
5.	Sept. 23, 2011	San Diego	13,772
6.	Oct. 19, 2012	Cal Poly	13,467
7.	Nov. 9, 2013	Cal Poly	12,805
8.	Oct. 15, 2010	Duke	11,242
9.	Dec. 4, 2004	Virginia Commonwealth*	11,214
10.	Oct. 2, 2009	Indiana	10,114

TOP-10 NCAA REGULAR SEASON ATTENDANCE

	Date	Teams	Attendance
1.	Oct. 30, 1980	St. Louis vs. SIU Edwardsville*	22,512
2.	Nov. 9, 1973	St. Louis vs. SIU Edwardsville*	20,112
3.	Sept. 24, 2010	UC Santa Barbara vs. UCLA	15,896
4.	Nov. 5, 1972	St. Louis vs. SIU Edwardsville*	15,000
5.	Oct. 24, 2015	UC Santa Barbara vs. Cal Poly	14,919
6.	Oct. 25, 2014	UC Santa Barbara vs. Cal Poly	14,345
7.	Nov. 4, 2011	UC Santa Barbara vs. Cal Poly	13,822
8.	Sept. 23, 2011	UC Santa Barbara vs. San Diego	13,772
9.	Oct. 10, 2012	UC Santa Barbara vs. Cal Poly	13,467
10.	Nov. 9, 2013	UC Santa Barbara vs. Cal Poly	12,805

Home team listed first.

* Game played at Busch Stadium

NCAA TOURNAMENT RECORDS

NCAA Tournament Appearances:	12 (2002-11, '13, '15)
College Cup Appearances:	2 (2004, 2006)
National Titles:	1 (2006)
Overall Tournament Record:	18-10-2
Tournament Road/Neutral Record:	6-8-2
Tournament Home Record:	12-2-0
Tournament Record in Overtime Matches:	4-4-2



GAUCHO HONOR ROLL

ALL-MPSF (CONT'D)

1995	Patrick Griffin
1995	Danny Mann
1996	Brian Mackerer
1996	Kristian Berre
1997	Danny Mann
1997	Chris Schwandt
1977	Mark Mangiola
2000	Thiago Martins
2000	Robert Drescher

MPSF COACH OF THE YEAR

1994	Mark Arya
1999	Tim Vom Steeg


ALL-SCISA

1966	Bill Kaltenecker
1966	Dick Kipling
1966	Carlos Ortiz
1968	Dave Hollingsworth
1969	Dave Hollingsworth
1970	Dave Hollingsworth
1971	Doug McKibbon
1971	Steve Cole
1971	Mark Kolling
1972	Mark Kolling
1974	Bruce Kinee
1975	Ralph Hawes
1975	Joe Lima
1976	Joe Lima
1976	Peter Guzman
1976	Ralph Hawes
1976	Jeff Townsend
1977	Abraham Rothman
1978	Eric Price
1978	Bruce Fisher
1978	Dave delArbre
1978	Ralph Hawes
1978	Bob Tuler


All-Time Major League Soccer Draft Picks

Name, Team, Round, Pick #

- 2014 SuperDraft**
 Peter Schmetz, Sporting KC – 3rd rd. (41)
 Fifi Baiden, Columbus Crew – 3rd rd. (42)
- 2013 Supplemental Draft**
 Machael David, Colorado Rapids – 3rd rd. (44)
 Nic Ryan, Houston Dynamo – 3rd rd. (56)
 Peter McGlynn, SJ Earthquakes – 4th rd. (72)
- 2012 SuperDraft**
 Luis Silva, Toronto FC – 1st rd. (4)
 Sam Garza, SJ Earthquakes – 1st rd. (6)
- 2012 Supplemental Draft**
 Tim Pontius, Seattle Sounders – 2nd rd. (33)
 James Kiffe, San Jose Earthquakes – 4th rd. (63)
- 2011 SuperDraft**
 Michael Tetteh, Seattle Sounders – 2nd rd. (20)
- 2011 Supplemental Draft**
 Michael Boxall, Vancouver Whitecaps FC – 1st rd. (1)
- 2010 SuperDraft**
 David Walker, Houston Dynamo – 3rd rd. (43)
- 2009 SuperDraft**
 Chris Pontius, DC United – 1st rd. (7)
- 2008 SuperDraft**
 Ciaran O'Brien, Colorado – 1st rd. (5)
 Andy Iro, Columbus – 1st rd. (6)
 Eric Avila, Dallas – 2nd rd. (19)
 Brennan Tennelle, Salt Lake – 3rd rd. (37)
- 2008 Supplemental Draft**
 Tino Nuñez, Salt Lake – 2nd rd. (17)
 Greg Curry, San Jose – 3rd rd. (29)
- 2007 SuperDraft**
 Bryan Byrne, New England – 3rd rd. (38)
- 2007 Supplemental Draft**
 Eric Frimpong, Kansas City – 3rd rd. (30)
 Kyle Reynish, Salt Lake – 4th rd. (43)
- 2006 Supplemental Draft**
 Ivan Becerra, Columbus – 3rd rd. (27)
- 2005 SuperDraft**
 Tony Lochhead, New England – 3rd rd. (33)
- 2005 Supplemental Draft**
 Drew McAthy, Los Angeles – 2nd rd. (19)
 Dan Kennedy, Chivas USA – 4th rd. (38)
- 2004 SuperDraft**
 Memo Arzate, Los Angeles – 3rd rd. (22)
 David McGill, Los Angeles – 4th rd. (33)
- 2003 SuperDraft**
 Rob Friend, Chicago – 4th rd. (35)



Chris Pontius (2005-08)
2008 All-American



Andy Iro (2004-07), a four-time
All-American defender



TEAM RECORDS

MOST GOALS SCORED IN A SEASON

1.	2002	67
2.	2004	53
	1982	53
	1978	53
5.	2011	51
6.	2003	50
7.	2007	46
8.	2005	43
	1979	43
10.	2015	42
	1995	42
	1994	42

HIGHEST GOALS PER MATCH AVERAGE

1.	2002	3.05
2.	1978	2.79
3.	1982	2.41
4.	1979	2.39
5.	2003	2.27
6.	2011	2.22
	1988	2.22
8.	1995	2.21
9.	2007	2.20
10.	1974	2.13

LEAST GOALS ALLOWED IN A SEASON

1.	2004	14
	1978	14
3.	1990	15
4.	1973	16
5.	2010	17
6.	2012	18
	2009	18
8.	2005	19
	2001	19
	1975	19

LOWEST OPPONENT GOALS PER MATCH AVERAGE

1.	2004	0.56
2.	1990	0.72
3.	1978	0.74
4.	2009	0.75
5.	2010	0.77
6.	2006	0.88
7.	2005	0.90
8.	2002	0.91
9.	2013	0.95
	2012	0.95
	2001	0.95

LARGEST SCORING MARGIN

1.	2002	+2.14
2.	1978	+2.05
3.	2004	+1.56
4.	1982	+1.36
5.	2003	+1.22
6.	2005	+1.15
7.	2007	+1.10
8.	2010	+1.05
	2001	+1.05
10.	1988	+1.00

HIGHEST GOALS PER MATCH AVERAGE*

1.	1972	3.78
2.	2002	3.05
3.	1971	3.00
4.	1978	2.79
5.	1982	2.41
6.	1979	2.39
7.	1966	2.33
8.	1968	2.30
9.	2003	2.27
10.	2011	2.22
	1988	2.22

FEWEST GOALS ALLOWED IN A SEASON*

1.	1967	13
2.	2004	14
	1978	14
	1969	14
	1968	14
6.	1990	15
7.	1973	16
8.	2010	17
	1972	17

LARGEST SCORING MARGIN*

1.	2002	+2.14
2.	1978	+2.05
3.	1972	+1.89
4.	2004	+1.56
5.	1982	+1.36
6.	2003	+1.22
7.	1971	+1.18
8.	2005	+1.15
9.	2007	+1.10
10.	2010	+1.05
	2001	+1.05

* includes seasons with less than 12 matches played (1966-72)

CONSECUTIVE WINS TO START A SEASON

1.	1971	9
2.	2004	8
	2002	8
4.	1978	5
5.	2011	4
	2009	4
7.	Multiple times	3
	Most recently: 2008	

CONSECUTIVE UNBEATEN TO START A SEASON

1.	2004 (11-0-1)	12
2.	2012 (8-0-3)	11
3.	1971 (9-0-0)	9
4.	2003 (7-0-1)	8
	2002 (8-0-0)	8
	1995 (7-0-1)	8
7.	2011 (4-0-1)	5
	1978 (5-0-0)	5
9.	2009 (4-0-0)	4
	1969 (2-0-2)	4

LONGEST WINNING STREAK

1.	2004 (10/24-12/10)	10
2.	1982 (9/27-10/23)	9
	1970-71	9
4.	2004 (8/31-9/26)	8
	2002 (9/1-10/4)	8
	1988-89 (10/9-9/1)	8
	1978-79 (10/25-9/21)	8
8.	2014 (9/29-10/22)	7
	2010 (10/2-10/23)	7
	2006 (11/4-12/3)	7
	2003 (9/5-9/28)	7

CONSECUTIVE MATCHES UNBEATEN

1.	1982 (9/16-11/6)	17
2.	2004 (8/31-10/13)	12
	1970-1971	12
4.	2014 (9/29-11/9)	11
	2012 (8/26-10/5)	11
	2004 (10/24-12/12)	11
7.	1968-69	10
8.	2001-02 (11/16-10/4)	9
9.	2007 (10/20-11/28)	8
	2003 (8/31-9/28)	8
	1995 (9/3-9/24)	8
	1988-89 (10/9-9/1)	8
	1983-84 (10/19-9/5)	8
	1978-79 (10/25-9/21)	8

CONSECUTIVE MATCHES WITH A GOAL

1.	Rob Friend	12
	11/18/01-10/4/02	
2.	Nick DePuy	5
	Sep. 27 - Oct. 10, 2015	
	Luis Silva	5
	Oct. 22 - Nov. 4, 2011	
	Scott Grassinger	5
	1983	
	Elias Andrade	5
	1972	

MISCELLANEOUS RECORDS

Best overall record	21-2-2 (.880)	2004
Best Big West record	9-0-1 (.950)	2002
Most wins in a season	21 (21-3-1)	2004
Most goals in a match	13 vs. Menlo College	1998
Most goals in a NCAA tourney match	5 vs. Duke	2004
Most goals allowed in a season	57 (2.77 /g)	1998
Most shutouts in a season	16 (0.67 /g)	2009
Highest NSCAA national ranking	1 (7 weeks)	2004
Highest final NSCAA ranking	1	2006
Best NCAA Tournament finish	National Champions	2006

MOST CONSECUTIVE...

Home wins	16 (16-0-0)	2001-03
Home unbeaten	18 (17-0-1)	2001-03
Road wins	11 (11-0-0)	1978-79
Road unbeaten	11 (11-0-0)	1978-79
Conference wins	12 (12-0-0)	2002-03
Conference unbeaten	14 (13-0-1)	2002-03
Home conference wins	11 (11-0-0)	1986-89
Home conference unbeaten	12 (11-0-1)	2001-03
NCAA Tournament wins	4 (4-0-0)	2004, 06
NCAA Tournament unbeaten	7 (7-0-0)	2006-07
Shutouts (overall)	6 (5-0-1)	2009
Shutouts (regular season)	7 (7-0-0)	2003-04
Shutout minutes (overall)	595:16 (Hayden)	2009
Shutout minutes (reg. season)	748:13 (Kennedy)	2003-04



INDIVIDUAL RECORDS

GOALS IN A MATCH

1.	6	Doug McKibbon	1972
2.	3	Luis Silva	2011
	3	Sam Garza	2010
	3	Chris Pontius	2007
	3	Tyler Rosenlund	2006
	3	Neil Jones	2004
	3	Drew McAthly	2003
	3	Sean Herrity	1999
	3	Kristian Berre	1996
	3	Matt Arya	1994
	3	Lance Nakamitsu	1993
	3	Sean Redmond	1990
	3	Chris John	1988
	3	Scott Grasinger	1983
	3	Scott Grasinger	1982
	3	Scott Grasinger	1982
	3	Scott Grasinger	1982
	3	Eric Price	1982
	3	Scott Grasinger	1981
	3	Eric Price	1981
	3	Abe Rothman	1977
	3	Abe Rothman	1976
	3	Refugio Camarena	1975
	3	Steve Pollock	1975
	3	Ellis Andrade	1972
	3	Doug McKibbon	1972

GOALS IN A SEASON

1.	20	Rob Friend	2002
2.	18	Drew McAthly	2004
	18	Scott Grasinger	1983
4.	17	Luis Silva	2011
	17	Drew McAthly	2002
6.	15	Nick DePuy	2015
	15	Matt Arya	1994
8.	14	Chris Pontius	2008
	14	Drew McAthly	2003
	14	Scott Grasinger	1982

GOALS IN A CAREER

1.	53	Drew McAthly	2001-04
2.	46	Scott Grasinger	1979-83
3.	36	Eric Price	1978-82
4.	31	Rob Friend	2001-02
5.	29	Chris Pontius	2005-08
6.	28	Luis Silva	2008-11
	28	Neil Jones	2001-04
8.	27	Doug McKibbon	1968-72
9.	25	Nick DePuy	2013-
	25	Steve Pollock	1975-79

ASSISTS IN A SEASON

1.	18	Memo Arzate	2003
	18	Memo Arzate	2002
3.	17	Eric Price	1982
4.	15	David McGill	2002
5.	14	Eric Price	1978
6.	12	Ralph Robertson	1983
7.	11	Ciaran O'Brien	2007
	11	Eric Price	1981
	11	Mike Zawianski	1986
	11	Chuck Swanson	1988
	11	Chris John	1987

ASSISTS IN A CAREER

1.	44	Eric Price	1978-82
2.	36	Memo Arzate	2002-03
3.	28	Chris John	1985-88
4.	27	Ralph Robertson	1993-95
5.	24	David McGill	2002-03
6.	23	Luis Silva	2008-11
7.	22	Danny Barrera	2008-10
	22	Chuck Swanson	1985-88
9.	21	Will Gould	1986-89
	21	Scott Grasinger	1979-83

POINTS IN A SEASON

1.	44	Luis Silva	2011
	44	Rob Friend	2002
3.	43	Drew McAthly	2004
4.	41	Eric Price	1982
5.	40	Matt Arya	1994
	40	Scott Grasinger	1983
7.	37	Scott Grasinger	1982
8.	36	Drew McAthly	2002
9.	32	Chris Pontius	2008
10.	31	Nick DePuy	2015

POINTS IN A CAREER

1.	122	Drew McAthly	2001-04
2.	113	Scott Grasinger	1979-83
3.	110	Eric Price	1978-82
4.	79	Luis Silva	2008-11
5.	76	Chris John	1985-88
6.	72	Neil Jones	2001-04
7.	70	Rob Friend	2001-02
8.	60	Steve Pollock	1975-79
	60	Doug McKibbon	1968-72
10.	67	Chris Pontius	2005-08

SHOTS IN A SEASON

1.	114	Chris Pontius	2008
2.	108	Rob Friend	2002
3.	94	Drew McAthly	2003
4.	85	Drew McAthly	2004
5.	80	Nick DePuy	2015
	80	Sam Garza	2011
7.	79	Luis Silva	2011
	79	Matt Arya	1994
	79	Scott Grasinger	1981
10.	77	Sam Garza	2010

SHOTS IN A CAREER

1.	281	Drew McAthly	2001-04
2.	233	Scott Grasinger	1979-83
3.	228	Michael Zawianski	1983-86
4.	206	Eric Price	1978-82
5.	198	Luis Silva	2008-11
6.	194	Chris Pontius	2005-08
7.	173	Steve Price	1980-83
8.	163	Nick DePuy	2013-
9.	159	Neil Jones	2001-04
10.	157	Sam Garza	2010-11

MATCHES PLAYED IN A CAREER


1.	88	Luis Silva	2008-11
	88	David Walker	2006-09
3.	87	Drew McAthly	2001-04
4.	86	Chris Pontius	2005-08
5.	84	Jon Apilado	2001-04
	84	Dan Kennedy (GK)	2001-04
7.	83	Tony Lochhead	2001-04
8.	81	Alfonso Motagalvan	2005-08
	81	Scott Rivenes	1983-86
10.	80	Eric Price	1978-82

MINUTES PLAYED IN A SEASON

1.	2185	Michael Boxall	2009
2.	2140	Danny Barrera	2009
3.	2136	Tony Lochhead	2004
4.	2134	Peter Schmetz	2011
5.	2098	Martin Hedevag	2009
6.	2062	Andy Iro	2004
7.	2055	Nick DePuy	2015
8.	2020	Charles Bryant	1986
9.	2008	Luis Silva	2009
10.	2004	Fifi Baiden	2011

MINUTES PLAYED IN A CAREER

1.	7653	Dan Kennedy (GK)	2001-04
2.	7546	Tony Lochhead	2001-04
3.	7146	Luis Silva	2008-11
4.	6730	Michael Boxall	2007-10
5.	6444	Eric Price	1978-82
6.	6365	Chris Pontius	2005-08
7.	6359	Scott Rivenes	1983-86
8.	6181	Ryan Sparre (GK)	1988-92
9.	6076	Drew McAthly	2001-04
10.	5923	Jon Apilado	2001-04



Dan Kennedy (2001-04) is UCSB's all-time winningest keeper



INDIVIDUAL GOALKEEPER RECORDS

LOWEST GAA IN A SEASON (10+ GS)

1.	0.55	Dan Kennedy	2004
2.	0.72	Bob Tuler	1978
3.	0.74	Sam Hayden	2010
4.	0.74	Sam Hayden	2009
5.	0.75	Ryan Sparre	1990
6.	0.83	Josh McNeely	2013
7.	0.84	Steve Tipping	1982
8.	0.86	Kyle Reynish	2006
9.	0.87	Kyle Reynish	2005
10.	0.89	Austin Mansker	2012

LOWEST GAA IN A CAREER (20+ GS)

1.	0.74	Sam Hayden	2009-10
2.	0.81	Kyle Reynish	2002-06
3.	0.86	Dan Kennedy	2001-04
4.	1.09	Bob Tuler	1975-78
5.	1.12	Steve Tipping	1979-83
	1.12	Mark Kolling	1971-72
7.	1.18	Ryan Sparre	1988-91
8.	1.19	Stewart Sanders	1995-99
9.	1.21	John Guthrie	1983-86
10.	1.32	Joe Lima	1973-76

SAVES IN A SEASON

1.	112	John Guthrie	1985
2.	111	Steve Tipping	1983
3.	104	Steve Tipping	1981
4.	102	Kyle Reynish	2006

SAVES IN A CAREER

1.	304	Steve Tipping	1979-83
2.	285	Dan Kennedy	2001-04
	285	Ryan Sparre	1988-91
4.	242	John Guthrie	1983-86
5.	211	Trent Ulicny	1996-00
6.	184	Stewart Sanders	1995-99
7.	182	Bob Tuler	1975-78
8.	180	Kyle Reynish	2002-06
9.	179	Joe Lima	1973-76
10.	175	Bruce Kinnee	1973-76

MATCHES PLAYED IN A CAREER - GK

1.	84	Dan Kennedy	2001-04
2.	59	Steve Tipping	1979-83
3.	58	Ryan Sparre	1988-91
4.	57	Kyle Reynish	2003-06
5.	52	Trent Ulicny	1996-00
6.	45	Stewart Sanders	1995-99
7.	43	Sam Hayden	2009-10
8.	38	John Guthrie	1983-86
	38	Bob Tuler	1975-78
	38	Joe Lima	1973-76

MINUTES PLAYED IN A CAREER - GK

1.	7653	Dan Kennedy	2001-04
2.	6181	Ryan Sparre	1988-91
3.	5119	Steve Tipping	1979-83
4.	4693	Kyle Reynish	2002-06
5.	4546	Trent Ulicny	1996-00
6.	4008	Sam Hayden	2009-10
7.	3917	Stewart Sanders	1995-99
8.	3506	John Guthrie	1983-86
9.	3190	Bob Tuler	1975-78
10.	2910	Joe Lima	1973-76

GOALKEEPER WINS IN A CAREER

1.	63	Dan Kennedy	2001-04
2.	33	Kyle Reynish	2003-06
	33	Ryan Sparre	1988-91
4.	28	Sam Hayden	2009-10

SHUTOUTS IN A SEASON

1.	16	Sam Hayden	2009
2.	13	Dan Kennedy	2004
3.	12	Kyle Reynish	2006
4.	11	Bob Tuler	1978
5.	9	Sam Hayden	2010
	9	Kyle Reynish	2005
7.	8	Dan Kennedy	2003
	8	Stewart Sanders	1999
	8	Ryan Sparre	1990
	8	Steve Tipping	1982
	8	Steve Tipping	1981

SHUTOUTS IN A CAREER

1.	34	Dan Kennedy	2001-04
2.	27	Steve Tipping	1979-83
3.	25	Sam Hayden	2009-10
4.	24	Kyle Reynish	2003-06
5.	22	Ryan Sparre	1988-91
6.	16	Bob Tuler	1975-78
7.	15	Stewart Sanders	1995-99
8.	13	John Guthrie	1983-86
9.	10	Joe Lima	1973-76



Sam Hayden (2009-10) posted a UCSB-record 0.74 career GAA

ALL-TIME GOALKEEPER STATISTICS (5+ GP)

GOALKEEPER	YEARS	MP	MIN	SAVES	ShO	GA	GAA
Brandon Berke	2014-	17	1645	42	5	21	1.15
Justin Vom Steeg	2015	20	1810	63	6	25	1.24
Josh McNeely	2013-15	26	2416	68	6	29	1.08
Austin Mansker	2012-13	21	1895	55	5	20	0.95
André Grandt	2011-12	25	2229	73	7	34	1.37
Sam Hayden	2009-10	43	4008	148	25	33	0.74
Kristopher Minton	2008-09	14	1325	42	3	21	1.43
Trond Helge Tasket	2008-09	10	813	27	1	18	1.99
Bryant Rueckner	2007	21	1990	55	6	23	1.04
Kyle Reynish	2002-06	57	4693	180	24	42	0.81
Dan Kennedy	2001-04	86	7653	285	34	73	0.86
Erik Stolhandske	2000-01	17	1438	61	5	16	1.08
Trent Ulicny	1996-2000	52	4546	211	4	102	1.91
Stewart Sanders	1995-99	45	3917	144	15	52	1.19
Brad Coddington	1998	8	541	36	1	25	4.16
Monte Skarsgard	1994	8	522	22	1	15	2.59
Travis Harding	1993-94	25	2057	103	6	42	1.84
Joe Cannon	1993	11	865	45	3	12	1.25
Adam Skarsgard	1992	12	1020	31	1	29	2.56
Tim Cooney	1991-92	8	607	33	0	20	2.10
Ryan Sparre	1988-91	58	6181	294	22	91	1.18
Greg Lipton	1987-90	13	729	48	1	10	1.23
Jamie Firmage	1987	18	1635	99	7	20	1.10
John Guthrie	1983-86	38	3506	242	13	47	1.21
Tim Tipping	1983-86	14	1280	78	5	24	1.69
Mario Morales	1982-84	20	1774	133	3	27	1.37
Steve Tipping	1979-83	59	5119	304	27	64	1.12
Chris Newcomb	1982	10	899	67	3	11	1.10
Joe Bendot	1979-80	19	1710	99	4	26	1.37
Mike Park	1977-79	11	866	41	2	16	1.66
Bob Tuler	1975-78	38	3190	182	16	39	1.09
Bruce Kinnee	1973-76	35	2205	175	5	50	2.04
Joe Lima	1973-76	38	2910	179	10	43	1.32
Doug Glass	1973	10	450	42	1	19	3.80
Mark Kolling	1971-72	20	1525	135	6	19	1.12
Van Eakes	1969-70	10	900	66	3	18	1.80
Carlos Ortiz	1966-69	29	2370	188	8	44	1.67



ALL-TIME LETTERWINNERS

A

Aasen, Thor Erik	1988-89
Abers, Larry	1975-76
Acheampong, Geoffrey	2015
Acoff, Dion	2012
Adeniyi, Fuad	2015
Adomakoh, Jonah	2015-
Ahl, Ludwig	2014
Ahrendt, Eric	1973-74
Albertalli, A.J.	1997-2000
Alcaraz, Johnny	2003
Alvarez, Vincent	2009
Ambroz, Jaime	1999-2001
Amick, Paul	1979
Anderson, Brent	1987-89
Anderson, Doug	1970
Anderson, Gary	1972
Andrade, Elias	1973-74
Andrade, Gustavo	1974
Androski, Walter	1987
Apilado, Jon	2001-04
Arnold, Steve	1966-67
Armstrong, Kevin	2015
Arya, Matt	1993-94
Arzate, Memo	2002-03
Aufricht, Michael	1981
Ault, Charles	1986
Avila, Eric	2005-07

B

Baca, Brenden	2005
Backus, Duncan	2012-15
Baiden, Fifi	2010-13
Bagramyan, Armand	2013-15
Bakken, Lars	1988-89
Barney, Thomas	1971
Baracker, Ron	1970
Barrera, Danny	2008-10
Barrett, Gene	1969
Bates, Reuben	2000-01
Baxter, Garrett	1989
Bays, Steve	1984
Becerra, Ivan	2004-05
Bendot, Joe	1979-80
Berke, Brandon	2014-
Berre, Kristian	1993-96
Bly, Matt	2001-04
Boateng, Ema	2012
Boxall, Michael	2007-10
Boyden, Nate	2001-05
Boyle, Stephen	2009
Boyoko, Goffin	2012-13
Bradbury, Mike	1999
Bradley, Michael	1972
Branley, Tim	1996-97
Braganca, Joao	1967-68
Brockway, Brandon	2012-15
Brodbeck, Steve	1974-76
Broering, Gary	1969
Bryant, Charles	1983-86
Bugay, Phil	1975-77
Bugbee, James	1978-79
Burris, Darren	1989-90
Butler, Pat	1973-74
Byer, John	1966
Byrne, Bryan	2003-06

C

Caiani, Kenneth	1987
Camarena, Refugio	1974-76
Cameron, Art	1966
Campbell, John	1966-67
Campion, Achille	2012-13
Cannon, Joe	1993
Cardenas, Chad	1992

Carman, Andrew	1987-88
Carman, Connor	2014
Carn-Saferstein, Adam	2012-15
Carter, Morgan	1974-77
Casey, Michael	1978-79
Castillo, Cesar	2012
Castillo, Juan	1973
Castro, Javier	2012
Cavallero, Paul	1983
Cazares, Marshall	2011, 2013-14
Cerceo, Mac	2011-12
Chavez, Michael	2011-12
Chavez, Minor	1974-75
Chavez, Rafael	1974
Chilcott, Willard	1975-76
Chinakwe, Tony	2006-07
Chow, Jeffrey	1973-76
Cintas, C.J.	2006-09
Claydon, Jon	2002-03
Cody, Nathan	1996
Cole, Steve	1969-70
Cologne, Timothy	1978-79
Cooney, Tim	1992
Cooper, James	1975
Coulter, Mark	1992
Cox, Ron	1977
Crider, Scott	1992
Cristales, Hugo	1987
Crummey, Mark	1971
Cunnane, Michael	1971-72
Curry, Greg	2003-04, 06-07
Curry, Jon	2005-08

D

D'Alessio, John	1966
D'Escoto, Francisco	1997
Dahlskog, Christian	2008-09
Dalgleish, Lucas	1997-00
Daluz, Steve	1979-82
David, Machael	2009-12
Davis, Jason	1998
Davis, Mark	1990
Davis, Steve	1973-74
Davis, Jonathan	2004-05
Davis, Myles	2004
de Leon, Alex	2011-12
DePuy, Nick	2013-
Deal, Jason	1994-95
Deering, Gene	2000-03
DeJohn, Francois	1989-90
De L'Arbre, David	1975-78
Dennis, Louis	1981
DePaco, Greg	1994-95
Derrickson, Scott	1978-82
Deweesh, Mohammed	1971
Dickerson, Robert	1968
Dimech, Anthony	2000-01
Doi, Darren	2000-03
Dombrowski, Glenn	1981
Dominguez, Bryan	2008
Donaldson, Galen	1998-01
Donev, Dilian	2014
Drake, Ron	1978
Drescher, Robert	1999-00

E

Eakes, Van	1969-70
Eckman, James	1974-77
Edwards, Brent	1995-96
Edwards, Sean	2000-01
Ehmann, Paul	2013
Erbstoesser, Balir	1993-94
Escoffery, David	1968
Espana, Josue	2015-
Esparza, Sergio	2014

E

Eubanks, Joe	2009-10
Ezra-Simbwa, Rey	2010-11

F

Fahey, Kevin	1973
Fargo, Kendall	1990, 92
Farmer, Craig	1968-70
Federico, Claudio	1982-84
Fell, Ryan	1990, 93
Ferre, Patrick	1970-72
Fetter, David	1971-73
Fuecht, Kevin	2015-
Firmage, James	1987
Fisher, Bruce	1977-80
Flogaites, Ted	1995
Foley, Adam	1992-93
Ford, Hank	1984-88
Foster, Marty	1981
Franchi, Jared	1997-99
Franco, Vicente	1977-78
Frank, Steve	1967-68
Freeman, Dave	1968
Friend, Rob	2001-02
Frimpong, Alex	2000
Frimpong, Eric	2005-06
Frost, Jess	1985-86
Fujii, Ryo	2014

G

Garcia-Lopez, Kevin	2011-14
Garza, Sam	2010-11
Gavasse, Greg	1984
Gayle, William	1973
Geddes, Timothy	1971
Gelso, Gonzalo	2013
Gibson, Bruce	1982-83
Gibson, Cody	2015-
Glaspey, Mike	1992-93
Glass, Douglas	1973
Gleason, Drew	2007
Glodack, Matthew	2011-13
Gomez, Jose	1978
Gomez, Juan	2011
Gottlieb, Jerry	1993
Gordon, Ross	1974
Gould, William	1986-89
Grandt, Andre	2011-12
Grasinger, Scott	1979-83
Griffin, Patrick	1992-95
Gritz, Matt	1996
Guillen, Pedro	1987-88
Gudmundsson, Stefan	1992
Guthrie, John	1983-86
Guzman, Peter	1976

H

Hahn, Bruce	1972-73
Hall, Mark	1979
Hamashige, Sean	1980
Hannon, John	1967
Harding, Travis	1993-94
Hasselquist, Niles	1996
Hawes, Jonathan	1979-80
Hawes, Ralph	1974-78
Hayden, Sam	2009-10
Hedevag, Martin	2007-09
Hennessey, Steve	1994-95
Herrick, Sherman	1967-68
Herrity, Sean	1998-99
Hilton, Richard	1983-86
Hilton, Shaun	1986, 88-89
Hollingsworth, Dave	1968-70
Horton, Sam	1971-72
Hovda, Paul	1983

Howell, Jay	1985-86
Hoyle, Rob	2009-10
Hubay-Dies, Joe	1999-01
Huber, Dan	1992-93
Huber, Geoff	1993
Huber, Reinhold	1992-93
Hughes, Chris	2004-05
Hughes, Glenn	1973
Hunter, Chris	2010

I

Ibrahim, Waid	2009-11
Ignatowicz, Richard	1986
Inglis, Scott	1981
Iro, Andy	2004-07
Islamovic, Adis	2013

J

Jalomo, Guillermo	2006-08
Jeworksi, Michael	1987-88
Jicha, Thomas	1973
Jimerson, Curtis	1988-90
Johannsson, Hannes	1987-88
Johnson, Daryl	1990
Johnson, Jeff	1993-95
Johnson, Mark	1987-90
John, Christopher	1985-88
Johnson, Mark	1987-88
Jome, Ismaila	2013-15
Jones, Neil	2001-04
Jonsson, Dennis	1994

K

Kaltenekker, Bill	1966
Kappes, James	1985-88
Kaveny, Kyle	2005-08
Kay, Doug	1990
Keefe, Brian	1989
Keegan, Thomas	1978
Keely, Alan	2002
Keeley, Eduard	1967-68
Kell, Steve	1967
Kelley, Kevin	1975
Kelley, Terry	1973
Kendall, John	1973
Kennedy, Dan	2001-04
Kenny, Ryan	2005
Kierstead, Paul	2005-07
Kiffe, James	2009-11
Kim, Seo-In	2015-
Kinnee, Bruce	1978-79
Kirk, Matt	2000
Kitts, John	1978-79
Kladnik, George	1967
Knudsen, Eric	1969
Kolling, Mark	1971-72
Kubec, Eric	1987
Kubota, Matt	2000-03

L

Larsen, Rolf	1988-89
Law, Kevin	1971-72
Lew, Loren	1973
Lieber, Eli	1979
Lieberman, Jeffrey	1980
Liehr, Thomas	1978
Lignetti, Steve	1966
Lima, Joe	1973-76
Lindenman, Daniel	1981-83
Lipton, Gregory	1987-90
Liua, Alex	2014-
Lochhead, Tony	2001-04
Loscotoff, Robert	1971-72
Luna, Robert	1977



ALL-TIME LETTERWINNERS

M

Mackerer, Brian	1992-96
Macy, John	1978
Madueno, Josue	2009-12
Maffris, Kevin	2000-01
Major, Kale	2003
Mangiola, Mark	1997-98
Mangus, Dusty	1998
Mann, Danny	1994-97
Mansker, Austin	2012-13
Marciano, John	1982-83
Martins, Thiago	1999-00
Mata, Efen	2004
Matso, Daniel	1984
Matteoli, Zak	1998-99
McAthy, Aaron	2000-01
McAthy, Drew	2001-04
McAthy, Kyle	2008
McCleod, Sandy	1969
McCrie, Brian	1988-90
McGill, David	2002-03
McGivern, Peter	1971-73
McGlynn, Peter	2008-11
McKenna, Reed	2013-14
McKibbin, Douglas	1971-72
McNeely, Josh	2013-15
McNeil, Evan	2010
Meeks, Brandon	1999-02
Meisner, Jeff	1996-98
Mendez, Axel	2014
Mendoza, Randy	2015-
Meredith, Will	2000-02
Merrill, John	1969-70
Mike, Gabe	1997
Miller, Charlie	2011-14
Miller, Larry	1969-71
Minton, Kristopher	2008-09
Moayedi, Ashkahn	2000
Moeller, Jay	1981-84
Moeller, Todd	1983-85
Molander, Richard	1970-72
Monahan, Patrick	2005
Moni, Kosti	2015-
Monka, Bryan	1999-00
Mora, Rafael	2011-12
Morales, Mario	1982-84
Motagalvan, Alfonso	2005-08
Muir, Bill	1966-68
Murphy, Drew	2013-15
Murphy, Dylan	2014
Murphy, Jeff	2002-03, 05-06
Murphy, Mike	1988-90
Murray, Sean	1986-87

N

Naber, David	1989-90, 92
Nakamitsu, Lance	1990, 92-94
Navarro, Anthony	1992
Newcomb, Christopher	1982
Newendorp, Kenny	1999
Nick, Jack	1985-86
Nickoloff, Michael	1967
Nilsson, Owe	1995
Nuñez, Tino	2004-07
Nonni, Michael	2009-11

O

O'Brien, Ciaran	2007
O'Hare, Pete	2001-03
Ochoa, Gaston	1996-97
Okito, Gaby	2010-11
Olayemi, Yekini	1984
Olsen, Mary	1981-83
Olson, John	1973-74

Onkeko, Ralph	1974
Opoku, David	2010-11
Ortiz, Carlos	1966-69
Otii, Bongomin	2006-08

P

Packard, Mark	1980-82
Pangburn, Steve	1979
Parham, Merrel	1970
Park, Mike	1977-79
Parodi, Frank	1975
Parrish, Paul	1975
Patterson, Evan	2006
Peloian, John	1996, 98-99
Perera, Nick	2005-08
Perez, Andy	2013-
Perkins, Charles	1997
Person, Kenneth	1966-69
Pettys, Charlie	2009
Pierce, Kenny	1995
Pipe, Ian	1979
Pitz, Marc	1984
Pollock, Steve	1975-79
Ponce, David	2008
Pontius, Chris	2005-08
Pontius, Tim	2008-11
Pope, Bryson	2014
Porter, Robert	1983
Price, Eric	1978-82
Price, Skip	1966
Price, Steve	1980-84
Proctor, Andrew	2004-07
Pruzin, Jeremy	2000-01
Pugh, Justin	2003
Pugh, Mark	1969-72
Purce, Genesis	1997

Q

Quezada, Jeff	2014-
----------------------	--------------

R

Radley, Martin	1973-74
Ramirez, Christian	2009-10
Rappolt, Pierre	2012
Rasdal, Andy	1976-78
Reardon, Brian	1998-01
Redmond, Sean	1989-90, 93
Reeves, Ken	1971-72
Rehl, John	2014-15
Reyes, Eric	2010
Reynish, Kyle	2002-06
Riess, Thomas	1987-88
Rios, Albert	2005
Rivenes, Scott	1982-85
Robbin, Pat	1970
Robertson, Ralph	1993-95
Robinson, Pat	1977
Rodriguez, Christian	2014-15
Rodriguez, Fernando	1980-81
Roell, Chris	2011
Roland, Ryan	1997
Rosenlund, Tyler	2004-06
Rosenquist, Johan	1997
Rothman, Abe	1976-77
Rueckner, Bryant	2007
Ruggieri, Tom	1975
Ryan, Nic	2009-12

S

Sachrison, Steve	1982-85
Sanchez, Michael	1984-85
Sanders, Stewart	1995, 97, 99
Santana, Jose	1978-81
Sarle, Dom	2011-12

Saunders, Ryan	1996
Savage, George	1994
Savino, Nick	2012
Schaupp, Mike	1990, 92-93
Schmetz, Peter	2011-13
Schomberg, Ryan	1992-93, 95-96
Schuhmann, Mark	1973
Schwandt, Chris	1997-99
Schwartz, Evan	2015
Schwartz, Garrett	1988-90
Scott, Ben	1994-95
Scott, Pat	2002-05
Seaman, Eduard	1979
Seidel, Kirk	1979
Seifert, Bill	1966
Selemani, Ahinga	2015-
Sepulveda, Arturo	1974
Shariff, Farouq	1967
Shiells, Dan	1973
Shupe, Steve	1987, 89
Silsbee, Robert	1977-80
Silva, Luis	2008-11
Simpson, Ronnie	1993
Sinclair, Tony	1968
Sjollega, Mike	1976-80
Skarsgard, Adam	1992
Skarsgard, Monte	1994
Sleeper, Steve	1967-70
Smith, Gary	1966-67
Snyder, Steve	1981
Sorrentino, Joe	1975
Sosa, Steven	1998-01
Sparks, Danny	1994-96
Sparre, Ryan	1988-92
Squellati, Mike	1993-96
Stange, James	1985-87, 89
St. John, Michael	1966
Stolhandske, Erik	2000-01
Storrs, Brent	1996
Strong, Sam	2015-
Swaim, Danny	1994-97
Swaim, Nick	1996-98
Swanson, Charles	1985-88
Synold, Timothy	1981

T

Tablin-Wolf, Alex	2001
Tannenbaum, Peter	1967-69
Tarbox, Charles	1968
Tasket, Trond Helge	2008-09
Tennelle, Brennan	2004-07
Tetteh, Michael	2008-10
Thayer, Matt	2011
Thomas, Vince	1990, 92
Thompson, Ben	1994
Thompson, Brendt	1968-69
Thorrson, Willum	1984
Tipping, Steve	1979-83
Tipping, Timothy	1983-86
Townsend, Jeffrey	1973-76
Traut, John	1981
Travis, Tate	1998
Tubbs, Vincent	1979
Tuler, Jonathan	1987-89
Tuler, Robert	1975-78
Turnbull, Toby	1988-90
Tutulgdzija, Ranko	1997-98

U

Ulicny, Kort	1998
Ulicny, Trenton	1996-00
Unzveta, Manuel	1972

V

Valenzuela, Jorge	1984
Van Horne, Todd	1979
Vasquez, Christian	2011-12
Viera, Roland	1979
Villalobos, Marcos	1993
Vom Steeg, Justin	2015
Vom Steeg, Tim	1985-88

W

Wagner, Kurt	1979
Waldrop, Justin	1999-00
Walker, David	2006-09
Warren, Michael	1966-68
Watkins, Peter	1972-73
Watkinson, Robert	1966
Weave, Mark	1970
Wellman, Aron	1996-98
Welsh, Daniel	2012-13
Wentzel, Thomas	1981-83
Wentzien, Christopher	1981-84
Wentzien, Thomas	1984
West, Jason	1992
West, Matt	1992-93
Williams, Matt	2005
Williams, Noel	1981
Williams, Chad	2007
Wilson, Chris	1999
Wilson, Michael	1973
Wilson, Ryan	1990
Witherall, Graham	1981-84
Wnuk, Greg	1995
Wodehouse, Rich	1992
Wood, Corey	2002-04
Woodward, Stanley	1968-70

Y

Yantz, Geoffrey	1986-89
Young, Dan	2000-02

Z

Zaboski, David	1981-84
Zamani, Reza	1995-98
Zaril, Mohammad	1971
Zawianski, Mike	1983-86
Zerah, Jonathan	2007-09



UCSB VS. OPPONENTS

Opponent	W-L-T	Last Win	Last Loss	Last Tie	Streak
Air Force	1-1-1	2008	1978	1996	Won 1
Alabama A&M	1-0-0	2005	-	-	Won 1
Azusa Pacific	2-1-0	1982	1979	-	Won 1
Akron	2-1-0	2011	2015	-	Lost 1
Biola	8-1-1	1985	1973	1974	Won 8
Buffalo	1-0-0	2010	-	-	Won 1
Cal	11-17-3	2003	2010	1979	Lost 3
Cal Lutheran	4-0-0	1989	-	-	Won 4
Cal Poly	45-18-8	2014	2015	2015	Tied 1
Cal State Bakersfield	2-1-0	2009	2010	-	Lost 1
Cal State Dominguez Hills	3-0-0	1987	-	-	Won 3
Cal State Fullerton	30-25-3	2015	2015	2012	Lost 1
Cal State Hayward	0-0-1	-	-	1982	Tied 1
Cal State Los Angeles	3-4-1	1988	1991	1987	Lost 2
Cal State Northridge	22-16-5	2015	2013	2008	Won 2
Cal State San Bernardino	2-0-0	1995	-	-	Won 2
Centenary College	1-0-0	2000	-	-	Won 1
Chapman	4-2-0	1982	1994	-	Lost 1
Chico State	0-1-0	-	1980	-	Lost 1
Cleveland State	1-0-0	1995	-	-	Won 1
Colgate	1-0-0	2014	-	-	Won 1
College of Charleston	2-0-0	2015	-	-	Won 2
Colorado College	1-1-1	1979	1977	1975	Won 1
Columbia	2-1-0	2007	2008	-	Lost 1
Connecticut	1-1-0	2004	2015	-	Lost 1
Creighton	0-2-0	-	2011	-	Lost 2
Davidson	0-0-1	-	-	2010	Tied 1
Denver	3-1-1	2010	2001	2015	Tied 1
Drake	1-0-0	2014	-	-	Won 1
Duke	4-0-0	2011	-	-	Won 4
Evansville	1-0-0	2008	-	-	Won 1
Fresno Pacific	5-0-0	1982	-	-	Won 5
Fresno State	12-14-5	2000	1997	2001	Tied 1
Furman	0-1-0	-	2014	-	Lost 1
Gonzaga	2-4-1	2012	2013	1996	Lost 1
Grand Canyon	0-2-0	-	1992	-	Lost 2
Harvard	2-0-1	2012	-	2007	Won 2
Hawaii	0-1-0	-	1973	-	Lost 1
Humboldt State	1-0-0	1988	-	-	Won 1
Illinois-Chicago	2-1-0	2013	2006	-	Won 1
Indiana	3-1-1	2009	2002	2004	Won 2
James Madison	1-0-0	2002	-	-	Won 1
Kentucky	2-1-0	2008	1999	-	Won 2
Long Beach State	5-2-1	1986	1981	1972	Won 4
Long Island	1-0-0	2001	-	-	Won 1
Loyola Marymount	19-13-2	2013	2014	1969	Lost 1
Master's College	3-0-0	1992	-	-	Won 3
Memphis	0-1-0	-	1998	-	Lost 1
Menlo College	1-0-0	1998	-	-	Won 1
Michigan	2-0-0	2006	-	-	Won 2
Michigan State	2-0-0	2003	-	-	Won 2
Midwestern Texas	0-0-1	-	1976	-	Lost 1
New Mexico	4-7-1	2003	2015	2010	Lost 2
North Carolina - Greensboro	1-0-0	2004	-	-	Won 1
North Carolina State	2-0-0	2004	-	-	Won 2
Northwestern	3-0-1	2013	-	2014	Tied 1
Occidental College	1-0-1	1966	1967	-	Lost 1
Ohio State	0-1-0	-	2007	-	Lost 1
Old Dominion	1-1-1	2006	1985	1997	Won 1
Oral Roberts	1-0-0	1997	-	-	Won 1
Oregon	1-0-0	1980	-	-	Won 1
Oregon State	0-2-1	-	2000	2012	Tied 1
Pacific	7-0-0	1985	-	-	Won 7
Penn	1-0-0	2013	-	-	Won 1
Penn State	0-1-0	-	2013	-	Lost 1
Pepperdine	2-0-0	1974	-	-	Won 2
Pittsburgh	1-0-0	2009	-	-	Won 1
Pomona-Pitzer	1-0-0	1981	-	-	Won 1
Portland	1-3-1	2005	1995	1986	Won 1
Providence	1-0-0	2011	-	-	Won 1
Rutgers	1-1-0	2009	2008	-	Won 1
Sacramento State	12-4-2	2015	2015	2013	Lost 1
St. John's	0-1-0	-	2003	-	Lost 1
Saint Mary's	6-4-0	2002	2001	-	Won 1
San Diego	12-6-0	2015	1996	2007	Won 4
San Diego State	13-19-3	2014	2009	2000	Won 1
San Francisco	1-8-3	2003	1997	2004	Lost 1

Opponent	W-L-T	Last Win	Last Loss	Last Tie	Streak
San Francisco State	0-1-0	-	1979	-	Lost 1
San Jose State	14-14-1	1999	2001	2003	Tied 1
Santa Clara	5-8-1	1984	1996	1980	Lost 4
Simon Fraser	1-0-1	1986	-	1984	Won 1
Seattle	2-0	2012	-	-	Won 2
Seattle Pacific	1-1-0	1990	1975	-	Won 1
Seton Hall	1-0-0	2004	-	1984	Won 1
SMU	3-0-0	2007	-	-	Won 3
Sonoma State	1-0-0	1979	-	-	Won 1
South Carolina	1-0-0	2015	-	-	Won 1
Southern Cal College	2-0-0	1994	-	-	Won 2
Southwest Missouri State	1-0-0	2002	-	-	Won 1
Stanford	6-14-2	2015	2014	2007	Won 1
Tulsa	0-1-0	-	1997	-	Lost 1
UC Davis	21-7-5	2015	2014	2013	Won 4
UC Irvine	36-17-4	2015	2014	2010	Won 1
UCLA	5-33-4	2015	2014	2012	Won 1
UC Riverside	24-4-2	2015	2011	2014	Won 1
UC San Diego	2-1-0	1973	1975	-	Lost 1
UC Santa Cruz	6-0-0	1997	-	-	Won 6
UNLV	11-16-4	2004	2000	1984	Won 1
USC	3-4-2	1978	1977	1980	Tied 1
USIU	9-4-4	1990	1985	1986	Won 3
Valparaiso	2-0-0	2012	-	-	Won 2
Villanova	0-0-1	-	-	2011	Tied 1
Virginia	0-2-1	-	2006	2005	Lost 1
Virginia Commonwealth	1-0-0	2004	-	-	Won 1
Wake Forest	0-1-1	-	2008	2006	Lost 1
Washington	2-4-0	2007	1998	-	Won 1
West Virginia	3-0-0	2011	-	-	Won 3
Western Kentucky	1-0-0	2000	-	-	Won 1
Westmont	16-23-4	2015	2000	1995	-
Wisconsin	0-0-1	-	-	2009	Tied 1
Wisconsin-Milwaukee	3-0-0	2009	-	-	Won 3
William & Mary	0-1-0	-	1985	-	Lost 1
Wofford	1-0-0	2009	-	-	Won 1
Yale	2-0-0	2015	-	-	Won 2

NCAA TOURNAMENT RESULTS

Year	Round	W-L-T	Score	Opponent	Site
2002	First	W	2-0	San Diego	Santa Barbara, Calif.
	Second	L	2-1	Cal	Berkeley, Calif.
2003	Second	W	2-0	Cal	Santa Barbara, Calif.
	Third	L	3-2 (2OT)	St. John's	Queens, NY
2004	Second	W	2-1 (2OT)	Milwaukee	Santa Barbara, Calif.
	Third	W	1-0 (OT)	UNC Greensboro	Greensboro, NC
	Quarterfinals	W	4-1	Virginia Commonwealth	Santa Barbara, Calif.
	Semifinals	W	5-0	Duke	Carson, Calif.
Finals	T	1-1 (2OT)	Indiana	Carson, Calif.	
<i>(Indiana wins 3-2 in PK SO)</i>					
2005	First	W	2-0	San Diego State	Santa Barbara, Calif.
	Second	L	3-2	CS Northridge	Northridge, Calif.
2006	First	W	2-1	San Diego State	Santa Barbara, Calif.
	Second	W	3-1	SMU	Dallas, Texas
	Third	W	2-1	Old Dominion	Norfolk, Va.
	Quarterfinals	W	3-2	Northwestern	Santa Barbara, Calif.
Semifinals	T	0-0 (2OT)	Wake Forest	St. Louis, Mo.	
<i>(UCSB wins 4-3 in PK SO)</i>					
Finals	W	2-1	UCLA	St. Louis, Mo.	
2007	Second	W	1-0	Washington	Santa Barbara, Calif.
	Third	L	4-3 (2OT)	Ohio State	Columbus, Ohio
2008	Second	L	3-2 (2OT)	Cal	Santa Barbara, Calif.
2009	First	W	1-0	Wofford	Santa Barbara, Calif.
	Second	W	1-0	San Diego	San Diego, Calif.
	Third	L	2-1	UCLA	Los Angeles, Calif.
2010	First	W	1-0 (2OT)	Denver	Santa Barbara, Calif.
	Second	L	2-1 (OT)	Cal	Berkeley, Calif.
2011	Second	W	3-2	Providence	Santa Barbara, Calif.
	Third	L	2-1	Creighton	Omaha, Neb.
2013	Second	L	1-0	Penn State	Santa Barbara, Calif.
2015	Second	W	1-0	South Carolina	Santa Barbara, Calif.
	Third	L	3-2	Clemson	Clemson, S.C.



UCSB ALL-TIME SEASON RESULTS

1966: 4-5-0 Overall

Opponent	W/L/T	Score
San Jose	L	10-1
at Occidental	W	5-0
at U.S. International	W	4-0
at San Jose	L	6-2
at California	L	10-0
at USC	L	5-1
LMU	W	6-3
Westmont	L	2-0
UC Riverside	W	2-0

1967: 4-4-2 Overall

Opponent	W/L/T	Score
U.S. International	W	2-0
at Cal Poly	L	2-0
USC	W	4-2
at LMU	T	1-1
at UCLA	L	3-1
at Occidental	L	4-2
at Westmont	L	1-0
Cal Poly	W	2-1
Fresno State	W	2-0
at Fresno State	T	4-4

1968: 6-2-2 Overall

Opponent	W/L/T	Score
Cal Poly	W	3-2
Westmont	W	3-2
at UCLA	L	3-1
at Cal Poly	L	3-1
Fresno Pacific	W	3-0
at Westmont	T	2-2
LMU	W	5-0
at UCLA	T	0-0
at UC Irvine	W	2-1
at UC Santa Cruz	W	3-1

1969: 6-3-2 Overall

Opponent	W/L/T	Score
at LMU	T	1-1
at Cal Poly	T	2-2
LMU	W	6-0
Cal Poly	W	3-1
UCLA	L	3-1
at Woodbury	W	1-0
Woodbury	W	1-0
at Westmont	L	1-0
at UC Riverside	W	3-2
at California	L	1-0
at UC Davis	W	2-1

1970: 3-5-0 Overall

Opponent	W/L/T	Score
at Long Beach State	L	4-1
UC Santa Cruz	W	1-0
UCLA	L	3-1
California	W	2-0
at CSU Los Angeles	L	2-0
at LMU	L	4-2
Westmont	L	2-1
Pacific	W	2-0

1971: 9-2-0 Overall

Opponent	W/L/T	Score
LMU	W	4-0
U.S. International	W	3-1
UC Riverside	W	3-1
at Cal Poly	W	2-1

at Chapman	W	9-0
at Fresno State	W	3-2
at Fresno Pacific	W	4-0
UC San Diego	W	2-0
California	W	1-0
at UCLA	L	6-0
at Westmont	L	4-1

1972: 4-4-1 Overall

Opponent	W/L/T	Score
Chapman	W	12-1
Cal Poly	W	2-0
at LMU	L	2-1
Fresno Pacific	W	6-0
at UC Riverside	W	4-0
at California	L	3-2
at Long Beach State	T	1-1
Westmont	L	1-0
Fresno State	L	5-2

1973: 5-9-2 Overall

Opponent	W/L/T	Score
at Cal Poly	W	2-1
Long Beach State	W	4-1
Guadalajara	L	2-0
Hawai'i	L	5-1
at Westmont	L	7-1
at U.S. International	L	4-3
at CS Fullerton	L	9-1
at UC Davis	T	0-0
at UCLA	L	6-1
at UC San Diego	W	5-0
at UC Irvine	T	2-2
at San Diego State	L	4-1
at Biola	L	1-0
Pepperdine	W	4-1
Fresno State	W	3-1
at USC	L	3-1

1974: 5-6-4 Overall

Date	Opponent	W/L/T	Score
9/19	Biola	T	0-0
9/20	UNLV	T	1-1
9/21	UC Riverside	W	6-2
9/27	UCLA	L	3-1
10/1	at Santa Clara	L	3-2
10/4	at UNLV	L	2-1
10/9	at UC Riverside	L	3-2
10/12	USC	L	2-1
10/17	U.S. International	W	6-0
10/23	Westmont	T	1-1
10/25	UC Davis	L	2-1
10/26	California	T	0-0
10/26	UC Santa Cruz	W	3-1
10/30	Cal Poly	W	3-2
11/6	at Pepperdine	W	4-0

1975: 8-8-1 Overall

Date	Opponent	W/L/T	Score
9/25	Colorado College	T	0-0
9/26	UNLV	W	3-1
9/27	Seattle-Pacific	L	1-0
10/8	Master's College	W	3-1
10/11	CS Northridge	W	1-0
10/15	Santa Clara	L	2-1
10/18	LMU	L	2-1
10/22	Cal Lutheran	W	7-0
10/24	UCLA	L	2-1

10/24	UC Davis	L	2-1
10/25	UC Irvine	W	6-0
10/25	UC San Diego	L	2-1
11/1	at Cal Poly	W	1-0
11/8	at Fresno Pacific	W	5-0
11/11	Westmont	L	3-1
11/13	U. of Mexico	W	2-0
11/14	Chapman	L	2-1

1976: 10-6-2 Overall

Date	Opponent	W/L/T	Score
9/10	U. of Mexico	W	4-2
9/23	Midwestern Texas	T	0-0
9/24	Cal Poly	W	1-0
9/25	Westmont	L	2-0
9/30	CS Fullerton	W	3-1
10/3	San Diego State	W	3-1
10/7	at California	T	2-2
10/9	at Santa Clara	L	2-0
10/13	at USC	W	2-1
10/20	San Jose State	W	3-2
10/22	California	L	1-0
10/23	UC Irvine	W	6-0
10/23	at San Diego	W	3-0
10/26	at Biola	W	3-1
10/29	UCLA	L	1-0
11/3	Westmont	L	2-1
11/13	San Francisco	L	5-1
11/21	at Fresno State	W	2-1

1977: 8-9-1 Overall

Date	Opponent	W/L/T	Score
9/23	USC	L	3-1
9/27	at CS Fullerton	L	3-1 (OT)
9/30	Santa Clara	W	2-1
10/1	Colorado College	L	2-0
10/5	at San Jose State	L	2-0
10/7	at California	W	3-0
10/8	UC Davis	T	0-0 (Decision to UCSB on PK)
10/8	at California	L	1-0
10/13	at San Francisco	L	5-2
10/18	Biola	W	1-0
10/21	California	L	2-1
10/25	Fresno State	W	3-1
10/27	at Cal Poly	W	1-0
11/2	at San Diego State	W	2-1
11/3	at U.S. International	W	1-0
11/5	UNLV	W	2-1
11/8	Westmont	L	3-1
11/10	at UCLA	L	2-0

1978: 16-3-0 Overall

Date	Opponent	W/L/T	Score
9/16	at Cal Lutheran	W	5-0
9/20	Master's College	W	7-1
9/23	Cal Poly	W	2-1
9/24	Pacific	W	1-0
9/26	at Biola	W	3-1
9/29	Air Force	L	1-0
9/30	Chapman	W	4-0
9/4	CS Fullerton	W	3-2
10/6	UC Santa Cruz	W	6-1
10/7	UC Davis	W	4-0
10/7	California	W	1-0
10/14	at USC	W	5-0
10/18	San Diego State	L	2-0
10/21	San Jose State	L	2-1
10/25	Westmont	W	3-2

10/28	at UNLV	W	3-0
11/4	UCLA	W	2-0
11/10	at California	W	1-0
11/12	at Santa Clara	W	2-1

1979: 7-8-3 Overall

Date	Opponent	W/L/T	Score
9/16	at Fresno State	W	4-2
9/19	at Cal Poly	W	4-3 (OT)
9/21	Sonoma State	W	8-0
9/23	at UCLA	L	2-0
9/27	San Francisco St.	L	2-1
9/28	Colorado College	W	2-0
10/2	at Azusa Pacific	L	2-1 (OT)
10/6	at Westmont	L	3-0
10/8	USC	T	3-3 (OT)
10/12	at CS Fullerton	L	1-0 (OT)
10/16	Cal Lutheran	W	8-0
10/19	California	T	2-2
10/23	Biola	W	3-1
10/25	Stanford	L	2-1
10/27	UNLV	W	3-0
11/3	at U.S. International	T	2-2
11/4	at San Diego State	L	2-1
Nov. 8	at San Jose State	L	3-0

1980: 9-9-2 Overall

Opponent	W/L/T	Score
at Cal Poly	W	3-1
San Jose State	L	3-1
at Chico State	L	1-0
at Oregon	W	2-0
at Westmont	L	2-1
San Diego State	L	2-0
at Azusa Pacific	W	4-0
at CS Fullerton	L	2-0
at UC Davis	W	3-0
at UC Irvine	W	3-0
at California	W	1-0
at USC	T	1-1
Westmont	W	3-1
Santa Clara	T	1-1
UCLA	L	3-1
at California	W	2-0
at San Francisco	L	4-0
U.S. International	L	2-1
Biola	W	2-0
at UNLV	L	3-1

1981: 10-7-1 Overall

Date	Opponent	W/L/T	Score
9/5	Long Beach State	L	4-3
9/9	at CS Northridge	W	3-1
9/15	at Cal Poly	W	1-0
9/19	LMU	W	3-0
9/26	at U.S. International	L	4-1
9/27	at San Diego State	L	3-0
10/2	UNLV	W	3-1
10/4	San Diego	W	2-0
10/11	at San Jose State	L	4-1
10/12	at Pacific	W	3-2
10/19	Pomona-Pitzer	W	8-0
10/24	at Westmont	W	3-0
10/27	at CS Fullerton	W	2-1
11/1	San Francisco	T	0-0
11/7	at UCLA	L	2-1
11/9	CSU Los Angeles	W	2-0
11/14	at Stanford	L	4-0
11/15	at Santa Clara	L	4-1



UCSB ALL-TIME SEASON RESULTS

1994: 9-10-1/4-2-1 MPSF

Date	Opponent	W/L/T	Score
9/3	at Cal Poly	L	1-2
9/9	LMU	W	4-0
9/11	at Saint Mary's	L	0-1
9/16	at San Jose State	L	1-2
9/18	Gonzaga	W	4-1
9/21	SoCal College	W	4-0
9/25	Cal Poly	W	4-2
9/27	Westmont	W	3-0
9/30	Chapman	L	4-6 (OT)
10/7	CS Fullerton	W	3-2
10/9	San Diego State	W	2-0
10/14	at UCLA	L	1-2 (2OT)
10/16	at UC Irvine	W	5-3
10/21	UNLV	W	2-0
10/23	at New Mexico	L	0-3
10/28	at CS Northridge	T	0-0 (2OT)
10/30	at Fresno State	L	1-3
11/6	at Stanford	L	0-4
11/10	at San Diego	L	1-4
11/11	at San Diego State	L	2-3

1995: 12-6-1/4-3-0 MPSF

Date	Opponent	W/L/T	Score
9/3	at LMU	W	5-0
9/7	at Saint Mary's	W	2-0
9/10	Fresno State	W	3-2 (OT)
9/13	at Westmont	T	2-2 (2OT)
9/16	CS San Bernardino	W	3-0
9/17	Cleveland State	W	2-0
9/22	Stanford	W	3-0
9/24	California	W	2-1
9/29	Portland	L	0-2
10/1	at Washington	W	3-1
10/6	at CS Fullerton	L	2-1
10/8	at San Diego State	W	3-2
10/13	UCLA	L	0-2
10/15	UC Irvine	W	6-0
10/20	at UNLV	L	1-2
10/22	New Mexico	W	1-0
10/27	CS Northridge	W	3-1
11/3	at Cal Poly	L	1-4
11/10	Fresno State+	L	1-3

+ MPSF Tournament

1996: 4-12-2/1-4-0 MPSF

Date	Opponent	W/L/T	Score
8/31	Gonzaga	T	1-1 (2OT)
9/5	at Fresno State	L	0-2
9/8	San Diego State	W	2-1
9/13	California	L	0-2
9/15	at San Diego	L	0-3
9/20	LMU	L	0-2
9/24	Westmont	L	0-1
9/27	at SMU	W	1-0
9/29	Air Force	T	3-3 (2OT)
10/4	UCLA	L	0-1
10/6	CS Northridge	L	1-2 (2OT)
10/11	at UC Irvine	L	0-1 (2OT)
10/13	at CS Fullerton	L	2-4
10/18	Cal Poly	W	2-1
10/25	at Santa Clara	L	0-2
10/27	at Stanford	L	1-3
11/8	Sacramento St.	W	4-1
11/15	at Cal Poly	L	1-2

1997: 4-14-1/1-4-0 MPSF

Date	Opponent	W/L/T	Score
8/30	at San Francisco	L	4-1
9/1	at UC Santa Cruz	W	4-1
9/9	at Westmont	L	4-2
9/12	Stanford	L	1-0
9/14	at LMU	L	1-0 (2OT)
9/19	Old Dominion	T	0-0 (2OT)
9/21	Cal Poly	L	2-1
9/26	Fresno State	L	4-0
9/28	Gonzaga	L	2-1 (OT)
10/3	at CS Northridge	W	4-3 (OT)
10/5	at San Diego State	L	1-0
10/10	CS Fullerton	L	2-0
10/12	UC Irvine	L	2-1
10/18	at Cal Poly	L	3-2
10/24	at Tulsa	L	3-1
10/26	Oral Roberts	W	2-1
10/31	at Sacramento St.	L	4-2
11/1	Saint Mary's	W	3-1
11/9	at UCLA	L	6-1

1998: 2-17-1/0-8-1 MPSF

Date	Opponent	W/L/T	Score
9/1	San Diego State	L	2-1 (2OT)
9/4	LMU	L	1-0
9/11	Central Florida	L	2-0
9/13	Memphis	L	2-1
9/18	Westmont	L	2-1
9/20	Gonzaga	L	5-0
9/27	UNLV	L	3-0
10/2	at San Jose State	L	3-0
10/4	at Menlo College	W	13-0
10/9	at Washington	L	9-1
10/11	at Oregon State	L	6-0
10/14	CS Northridge	L	3-1
10/18	Denver	W	1-0
10/23	Stanford	L	2-0
10/25	California	L	2-0
10/30	at UC Irvine	L	3-1
11/1	at CS Fullerton	L	4-1
11/6	UCLA	L	3-2
11/8	Sacramento St.	T	1-1 (2OT)
11/13	Cal Poly	L	4-2

1999: 13-7-0/4-3-0 MPSF

Date	Opponent	W/L/T	Score
9/1	Cal Poly	W	2-0
9/3	Kentucky	L	5-1
9/5	West Virginia	W	3-2
9/8	Denver	W	2-0
9/12	at LMU	L	3-1
9/17	at Sacramento St.	W	3-1
9/19	at Saint Mary's	W	3-1
9/24	at Westmont	W	1-0
9/26	UC Irvine	L	1-0
10/2	San Jose State	W	1-0
10/8	at CS Fullerton	L	1-0
10/10	at UCLA	L	3-1
10/15	at San Diego State	W	1-0
10/17	at UC Irvine	W	2-1
10/22	New Mexico	W	4-0
10/24	UNLV	W	3-0
11/4	CS Northridge	L	1-0 (OT)
11/6	Stanford	L	2-0
11/7	at California	W	1-0 (OT)
11/13	at Cal Poly	W	4-2

2000: 7-11-1/1-4-1 MPSF

Date	Opponent	W/L/T	Score
9/1	Valparaiso	W	4-0
9/3	at San Jose State	L	2-0
9/8	at W. Kentucky	W	1-0
9/10	at Kentucky	W	2-1
9/13	Westmont	L	2-0
9/17	at California	L	3-1
9/22	Oregon State	L	4-2
9/24	at UCLA	L	2-0
9/26	LMU	L	1-0 (2OT)
9/29	Centenary	W	2-0
10/1	Sacramento St.	W	6-0
10/6	at UNLV	L	3-1
10/8	at New Mexico	L	2-1 (2OT)
10/15	CS Fullerton	L	1-0 (OT)
10/20	UC Irvine	L	1-0
10/22	San Diego State	T	1-1 (2OT)
10/26	at Fresno State	W	1-0
11/5	at CS Northridge	W	3-1
11/7	at Cal Poly	L	3-0

2001: 11-5-3/7-2-1 BWC

Date	Opponent	W/L/T	Score
8/31	Long Island	W	3-0
9/2	Illinois-Chicago	W	2-0
9/6	at San Diego State	W	3-1
9/17	at Saint Mary's	L	1-0
9/19	Westmont	W	1-0
9/23	San Jose State	L	3-1
9/28	UCLA	T	0-0 (2OT)
10/5	Fresno State	T	1-1 (2OT)
10/7	Denver	L	1-0
10/12	CS Fullerton	W	3-2
10/14	UC Irvine	T	2-2 (2OT)
10/19	Cal Poly	W	3-1
10/21	at CS Northridge	L	3-2 (OT)
10/26	at UC Riverside	W	4-0
11/2	CS Northridge	W	1-0
11/4	UC Riverside	W	1-0
11/9	at Cal Poly	W	5-1
11/16	at UC Irvine	W	2-0
11/18	at CS Fullerton	L	3-2

2002: 18-3-1/9-0-1 BWC

Date	Opponent	W/L/T	Score
9/1	Michigan	W	5-3
9/2	at Michigan State	W	3-2 (2OT)
9/6	Saint Mary's	W	6-0
9/13	James Madison	W	3-1
9/15	SW Missouri St.	W	4-1
9/21	Westmont	W	5-2
9/29	Sacramento St.	W	3-0
10/4	San Diego State	W	3-0
10/6	at LMU	L	1-0 (OT)
10/12	CS Fullerton	W	2-1
10/16	UC Riverside	W	5-0
10/19	at CS Northridge	T	0-0 (2OT)
10/25	at Cal Poly	W	3-0
10/27	Indiana	L	3-1
10/30	at UC Irvine	W	4-1
11/2	Cal Poly	W	3-0
11/6	CS Northridge	W	4-2
11/9	at UC Riverside	W	3-0
11/13	at CS Fullerton	W	2-0
11/16	UC Irvine	W	5-0
11/23	San Diego^	W	2-0
11/27	at California^	L	2-1

^ NCAA Tournament

2003: 16-5-1/7-3-0 BWC

Date	Opponent	W/L/T	Score
8/31	San Jose State	T	1-1 (2OT)
9/5	NC State	W	4-0
9/7	Duke	W	2-1
9/12	Michigan State	W	2-1
9/14	at San Diego	W	1-0 (OT)
9/20	Westmont	W	2-0
9/24	Cal Poly	W	2-0
9/28	at Sacramento St.	W	3-0
10/5	LMU	L	1-0
10/12	New Mexico	W	6-3
10/15	at UC Riverside	W	2-1
10/18	CS Northridge	W	3-2
10/22	at Cal Poly	W	3-1
10/25	at CS Fullerton	L	4-1
10/29	UC Irvine	L	1-0
10/31	San Francisco	W	2-1 (OT)
11/5	at CS Northridge	L	2-1
11/8	UC Riverside	W	3-1
11/12	CS Fullerton	W	1-0
11/15	at UC Irvine	W	1-0 (OT)
11/26	California^	W	2-0
11/29	at St. John's^	L	3-2 (2OT)

^ NCAA Tournament

2004: 21-2-2/8-2-0 BWC

Date	Opponent	W/L/T	Score
9/1	at San Diego State	W	1-0
9/4	Westmont	W	2-0
9/10	Seton Hall	W	2-0
9/11	at Connecticut	W	1-0
9/18	Indiana	W	1-0 (2OT)
9/19	Columbia	W	4-1
9/23	UC Riverside	W	3-0
9/26	UNLV	W	4-0
10/1	at San Francisco	T	1-1 (2OT)
10/6	CS Fullerton	W	4-3 (2OT)
10/9	at Cal Poly	W	5-1
10/13	at UC Riverside	W	3-0
10/16	at CS Northridge	L	3-1
10/21	UC Irvine	L	1-0
10/24	Cal Poly	W	2-0
10/30	at CS Fullerton	W	1-0
11/4	UC Davis	W	1-0 (2OT)
11/6	Stanford	W	1-0
11/9	CS Northridge	W	2-1
11/12	at UC Irvine	W	1-0 (2OT)
11/23	Wisconsin-Milwaukee^	W	2-1 (2OT)
11/28	at UNC Greensboro^	W	1-0 (OT)
12/4	Virginia Commonwealth^	W	4-1
12/10	Duke^	W	5-0
12/12	Indiana*	T	1-1 (2OT)

(Indiana wins 3-2 in PK SO)

^ NCAA Tournament

* NCAA College Cup Championship



UCSB ALL-TIME SEASON RESULTS

2005: 13-5-3/7-1-2 BWC

Date	Opponent	W/L/T	Score
9/2	California	L	2-0
9/4	Virginia	T	0-0 (2OT)
9/9	Northwestern	W	6-1
9/11	Portland	W	1-0
9/18	UC Riverside	W	4-0
9/23	Alabama A&M	W	3-1
9/25	at LMU	L	1-2
9/28	at Cal Poly	W	3-1
10/5	at CS Fullerton	W	4-0
10/8	CS Northridge	T	2-2 (2OT)
10/14	at UC Irvine	T	2-2 (2OT)
10/15	UC Davis	W	1-0
10/20	at UCLA	L	1-0
10/22	Cal Poly	W	2-0
10/26	at UC Davis	W	3-2 (2OT)
10/29	CS Fullerton	W	2-0
11/2	at CS Northridge	L	1-0
11/9	at UC Riverside	W	3-1
11/12	UC Irvine	W	2-0
11/19	San Diego State^	W	2-0
11/22	at CS Northridge^	L	3-2

^ NCAA Tournament

2006: 17-7-1/7-3-0 BWC

Date	Opponent	W/L/T	Score
8/25	Akron	W	5-0
8/27	at Virginia	L	1-0
9/2	San Diego State	W	1-0
9/5	Cal Poly	W	2-0
9/8	Illinois-Chicago	L	2-1
9/15	LMU	W	1-0
9/21	at CS Fullerton	W	2-1 (2OT)
9/23	at UC Davis	L	1-0
9/27	at CS Northridge	L	5-0
9/30	Michigan	W	1-0 (2OT)
10/5	UCLA	L	3-1
10/7	UC Irvine	W	2-0
10/11	at UC Riverside	L	1-0
10/14	at Cal Poly	W	2-0
10/18	UC Davis	W	1-0
10/21	CS Fullerton	W	1-0
10/25	CS Northridge	W	1-0
11/1	at UC Irvine	L	2-0
11/4	UC Riverside	W	4-0
11/11	San Diego State^	W	2-1
11/15	at SMU^	W	3-1
11/18	at Old Dominion^	W	2-1
11/25	Northwestern^	W	3-2
12/2	Wake Forest^	T	0-0 (2OT)
	(UCSB wins 4-3 in PK SO)		
12/3	UCLA*	W	2-1

^ NCAA Tournament
* NCAA College Cup Championship

2007: 13-4-4/9-1-2 BWC

Date	Opponent	W/L/T	Score
8/31	at Stanford	T	2-2 (2OT)
9/2	Gonzaga	L	1-0
9/7	Wisconsin-Milwaukee	W	2-0
9/14	SMU	W	2-1 (OT)
9/16	at New Mexico	L	2-1
9/21	Columbia	W	5-1
9/23	Harvard	T	1-1 (2OT)
9/29	at UC Davis	W	4-0
10/3	UC Irvine	W	4-0
10/6	CS Fullerton	W	1-0
10/12	UC Davis	T	2-2 (2OT)
10/17	at Cal Poly	L	2-1

10/20	at UC Riverside	W	2-1
10/27	CS Northridge	W	3-0
10/31	at UC Irvine	W	3-1
11/3	Cal Poly	W	3-1
11/10	at CS Fullerton	W	2-1
11/13	at CS Northridge	W	3-2
11/17	UC Riverside	T	1-1 (2OT)
11/28	Washington^	W	1-0
12/2	at Ohio State^	L	4-3 (2OT)

^ NCAA Tournament

2008: 10-7-5/5-2-3 BWC

Date	Opponent	W/L/T	Score
8/29	Air Force	W	2-1
9/5	Kentucky	W	1-0
9/7	at LMU	W	3-1
9/12	at Rutgers	L	3-2
9/14	at Columbia	L	3-1
9/18	Evansville	W	4-2
9/21	Wake Forest	L	2-6
9/27	at Indiana	W	2-1
10/1	at UCLA	T	2-2 (2OT)
10/4	at UC Irvine	W	2-1
10/8	CS Northridge	T	2-2
10/11	UC Davis	L	2-0
10/14	UC Riverside	W	5-1
10/17	at Cal Poly	W	1-0 (2OT)
10/25	at CS Fullerton	W	2-1
10/29	at CS Northridge	W	3-1
11/1	UC Irvine	L	3-1
11/5	Cal Poly	T	0-0 (2OT)
11/8	at UC Davis	T	0-0 (2OT)
11/12	Cal Poly+	T	2-2 (2OT)
	(UCSB wins 4-3 in PK SO)		
11/15	at UC Irvine+	L	4-2
11/25	California^	L	3-2 (2OT)

+ Big West Tournament
^ NCAA Tournament

2009: 17-5-2/8-1-1 BWC

Date	Opponent	W/L/T	Score
9/1	CS Bakersfield	W	3-1
9/4	at West Virginia	W	2-0
9/6	vs. Pittsburgh	W	4-3 (OT)
9/11	Rutgers	W	4-0
9/13	LMU	L	2-1
9/18	at Wisc.-Milwaukee	W	2-0
9/20	vs. Wisconsin	T	1-1 (2OT)
9/25	at San Diego State	L	4-2
9/27	UC Irvine	W	1-0
10/2	Indiana	W	3-0
10/7	Cal Poly	W	1-0
10/10	at UC Riverside	W	1-0
10/15	at UC Davis	W	3-0
10/18	at CS Northridge	L	1-0
10/24	CS Fullerton	W	2-0
10/28	CS Northridge	W	2-0
10/31	at UC Irvine	W	1-0 (2OT)
11/4	at Cal Poly	T	0-0 (2OT)
11/7	UC Davis	W	2-0
11/11	CS Northridge +	W	1-0
11/14	UC Irvine +	L	4-1
11/19	Wofford ^	W	1-0
11/22	at San Diego ^	W	1-0
11/29	at UCLA ^	L	2-1

+ Big West Tournament
^ NCAA Tournament

2010: 14-5-3/7-2-1 BWC

Date	Opponent	W/L/T	Score
9/1	at CS Bakersfield	L	1-0 (OT)
9/4	at New Mexico	T	0-0 (2OT)
9/7	Creighton	L	1-0
9/10	Davidson	T	2-2 (2OT)
9/17	vs. Harvard	W	2-0
9/19	vs. Buffalo	W	4-0
9/24	UCLA	W	2-0
9/29	at CS Fullerton	L	1-0 (OT)
10/2	UC Davis	W	2-1 (2OT)
10/6	CS Fullerton	W	3-0
10/12	Cal Poly	W	2-1
10/15	Duke	W	2-0
10/17	at UC Riverside	W	4-3
10/20	at UC Davis	W	2-0
10/23	CS Northridge	W	4-0
10/27	at Cal Poly	L	2-1 (OT)
10/30	at UC Irvine	T	0-0 (2OT)
11/6	UC Riverside	W	2-0
11/10	Cal Poly +	W	2-1 (OT)
11/13	CS Fullerton +	W	3-1
11/18	Denver ^	W	1-0 (2OT)
11/21	at Cal ^	L	2-1 (OT)

+ Big West Tournament
^ NCAA Tournament

2011: 15-7-1/6-4 BWC

Date	Opponent	W/L/T	Score
8/27	Seattle	W	3-1
9/2	at Duke	W	3-2 (OT)
9/4	vs. NC State	W	1-0
9/9	West Virginia	W	2-0
9/11	Villanova	T	0-0 (2OT)
9/16	at UCLA	L	3-2
9/23	San Diego	W	3-0
9/25	Sacramento St.	W	2-0
9/28	at UC Riverside	L	3-1
10/1	UC Irvine	L	2-0
10/5	Akron	W	3-2 (OT)
10/8	at UC Davis	W	2-1 (OT)
10/11	CS Fullerton	W	6-0
10/14	at Cal Poly	L	2-1
10/22	UC Riverside	L	3-2
10/26	UC Davis	W	3-1
10/29	at CS Fullerton	W	4-3
11/1	at CS Northridge	W	3-2 (2OT)
11/4	Cal Poly	W	2-0
11/9	UC Davis +	W	2-1
11/12	at UC Irvine +	L	3-2 (2OT)
11/20	Providence ^	W	3-2
11/27	at Creighton ^	L	2-1

+ Big West Tournament
^ NCAA Tournament

2012: 10-6-3/4-5-1 BWC

Date	Opponent	W/L/T	Score
8/26	at LMU	W	3-0
8/31	Oregon State	T	2-2
9/2	at Gonzaga	W	3-0
9/7	Valparaiso	W	2-1
9/14	at San Diego	W	3-0
9/16	at Seattle	W	6-2
9/21	UCLA	T	1-1
9/23	Harvard	W	1-0
9/28	at UC Riverside	W	3-1
9/30	at CS Fullerton	T	0-0
10/5	UC Irvine	W	2-1
10/7	CS Northridge	L	1-0
10/13	at UC Davis	L	1-0
10/16	Sacramento St.	W	2-0
10/19	Cal Poly	L	2-1
10/26	Stanford	L	1-0
10/28	UC Davis	L	2-1
10/31	at Sacramento St.	W	2-1
11/3	at Cal Poly	L	1-0

2013: 12-6-3/7-0-3 BWC

Date	Opponent	W/L/T	Score
8/30	at Northwestern	W	3-1
9/1	at Ill-Chicago	W	1-0
9/6	Gonzaga	L	2-0
9/13	at UCLA	L	1-0
9/15	Penn	W	2-1 (2OT)
9/20	Yale	W	3-1
9/23	New Mexico	L	1-0
9/27	Stanford	L	2-1 (OT)
9/29	LMU	W	1-0
10/4	CS Fullerton	W	3-0
10/6	UC Riverside	W	2-0
10/11	at CS Northridge	W	2-1 (OT)
10/13	at UC Irvine	W	2-1 (2OT)
10/19	at UC Davis	W	3-2 (2OT)
10/22	Sacramento St.	W	2-1
10/25	at Cal Poly	T	1-1 (2OT)
11/2	UC Davis	T	1-1 (2OT)
11/6	Sacramento St.	T	0-0 (2OT)
11/9	Cal Poly	W	2-0
11/15	CS Northridge+	L	3-2
11/24	Penn St.^	L	1-0

+ Big West Tournament
^ NCAA Tournament



UCSB ALL-TIME SEASON RESULTS

2014: 10-7-3 / 6-2-2 BWC

Date	Opponent	W/L/T	Score
8/23	Westmont#	W	2-0
8/29	at Col. of Charleston	W	2-1
8/31	Furman (neut.)	L	3-0
9/5	Northwestern	T 1-1 (2OT)	
9/9	at Stanford	L	4-1
9/12	Colgate	W	4-1
9/20	UCLA	L	1-0
9/26	San Diego St.	W	1-0
9/28	Drake	W	4-1
10/2	CSUN	W	2-1
10/4	UC Irvine	W	1-0
10/9	at CS Fullerton	L	2-0
10/11	at UC Riverside	T 1-1 (2OT)	
10/14	at LMU	L	4-0
10/18	at UC Davis	L 1-0 (2OT)	
10/22	Sacramento St.	W	4-1
10/25	Cal Poly	T 2-2 (2OT)	
10/29	UC Davis	W 1-0 (OT)	
11/2	at Cal Poly	W	2-0
11/5	at Sacramento St.	W 2-1 (OT)	
11/12	UC Irvine+	L	3-2

+ Big West Tournament

Exhibition

2015: 10-7-3 / 6-2-2 BWC

Date	Opponent	W/L/T	Score
8/22	Westmont#	W	4-1
8/28	Stanford	W	1-0
9/4	Denver (neu.)	T	2-2
9/6	at New Mexico	L	2-1
9/11	at Yale	W	2-0
9/13	at UConn	L	2-1
9/18	Col. of Charleston	W	3-1
9/21	at UCLA	W	4-2
9/25	Akron	L	2-0
9/27	San Diego	W	4-0
10/1	at UC Irvine	W	3-1
10/3	at CSUN	W	2-1
10/8	UC Riverside	W	2-0
10/10	CS Fullerton	W	2-1
10/14	at Sacramento St.	L	5-2
10/17	at Cal Poly	L	3-2
10/21	UC Davis	W	2-1
10/24	Cal Poly	T	2-2
10/28	Sacramento St.	W	2-1
10/31	at UC Davis	W	1-0
11/11	UC Davis+	W	1-0
11/14	CS Fullerton+	L	1-0
11/22	South Carolina^	W	1-0
11/29	Clemson^	L	3-2

+ Big West Tournament

Exhibition

^ NCAA Tournament